



LGT Bank (Switzerland) Ltd.

Glärnischstrasse 36, CH-8002 Zurich

Phone +41 44 250 81 81, Fax +41 44 250 81 82

lgt.ch@lgt.com, www.lgt.ch

How to get to the LGT Branch in Zurich

Getting there by car

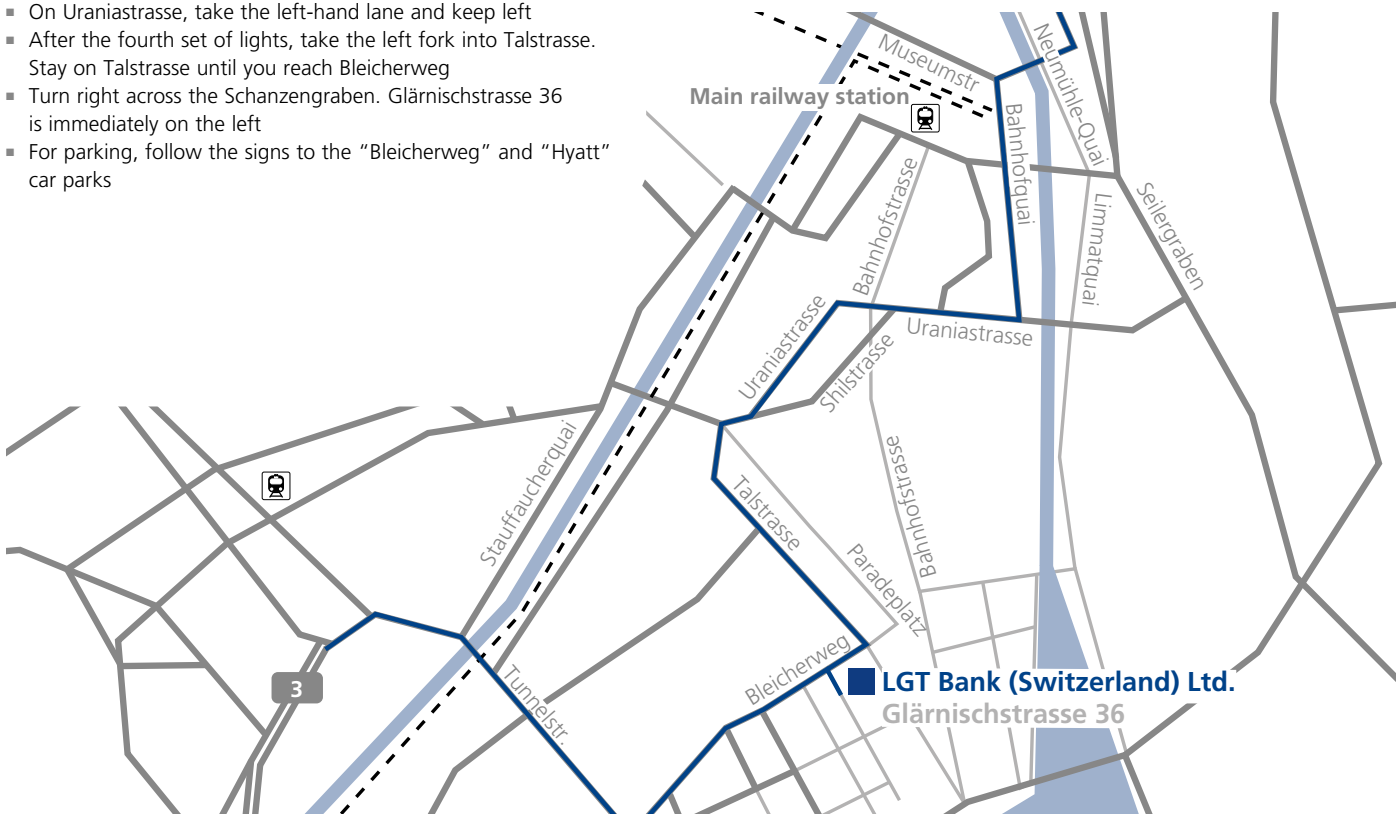
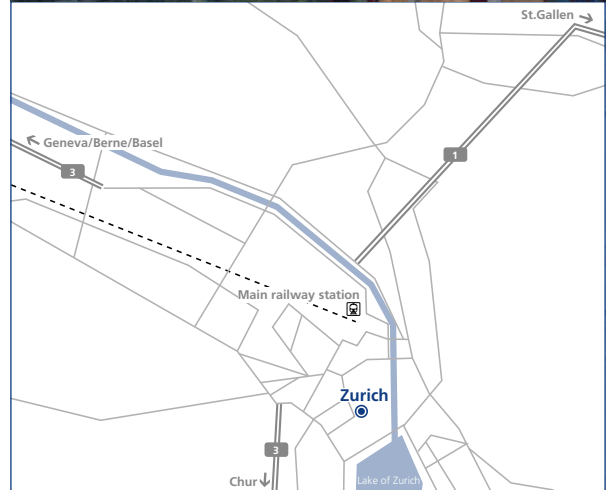
You will find an electronic route planner to every LGT address on www.lgt.ch.

From Geneva / Berne / Basel

- Take the A1/A3 (follow signs to Zurich-City and Chur)
- Motorway ends in Hardturmstrasse
- Stay on Hardturmstrasse until Escher-Wyss-Platz (roundabout)
- Turn into Zöllystrasse (third street), which leads to Sihlquai
- Follow Sihlquai along the Limmat until the end
- Turn left into Museumstrasse
- Museumstrasse curves slightly to the right and becomes Bahnhofquai
- Follow Bahnhofquai in the left-hand lane, going under the Bahnhofbrücke and on to the traffic lights at Uraniastrasse, and then turn right
- On Uraniastrasse, take the left-hand lane and keep left
- After the fourth set of lights, take the left fork into Talstrasse. Stay on Talstrasse until you reach Bleicherweg
- Turn right across the Schanzengraben. Glärnischstrasse 36 is immediately on the left
- For parking, follow the signs to the "Bleicherweg" and "Hyatt" car parks

From St.Gallen

- Take the A1/A41 (follow signs to Chur/Luzern and Zurich-City)
- Take the left-hand lane for Zurich-City
- Go into the Schöneich tunnel
- Take the left-hand lane for the Milchbuck tunnel
- At the end of the tunnel, turn left into Wasserwerkstrasse
- Change to the right-hand lane, and turn right at the next traffic lights into Neumühlequai
- At the next set of traffic lights, turn right across the Walchebrücke bridge and immediately change to the left-hand lane, turning left onto Bahnhofquai
- Follow Bahnhofquai in the left hand lane, going under the Bahnhofbrücke bridge and on to the traffic lights at Uraniastrasse, and then turn right
- On Uraniastrasse, take the left-hand lane and keep left
- After the fourth set of lights, take the left fork into Talstrasse. Stay on Talstrasse until you reach Bleicherweg
- Turn right across the Schanzengraben. Glärnischstrasse 36 is immediately on the left
- For parking, follow the signs to the "Bleicherweg" and "Hyatt" car parks





LGT Bank (Switzerland) Ltd.

Glärnischstrasse 36, CH-8002 Zurich
Phone +41 44 250 81 81, Fax +41 44 250 81 82
lgt.ch@lgt.com, www.lgt.ch

How to get to the LGT Branch in Zurich

From Chur/Lucerne

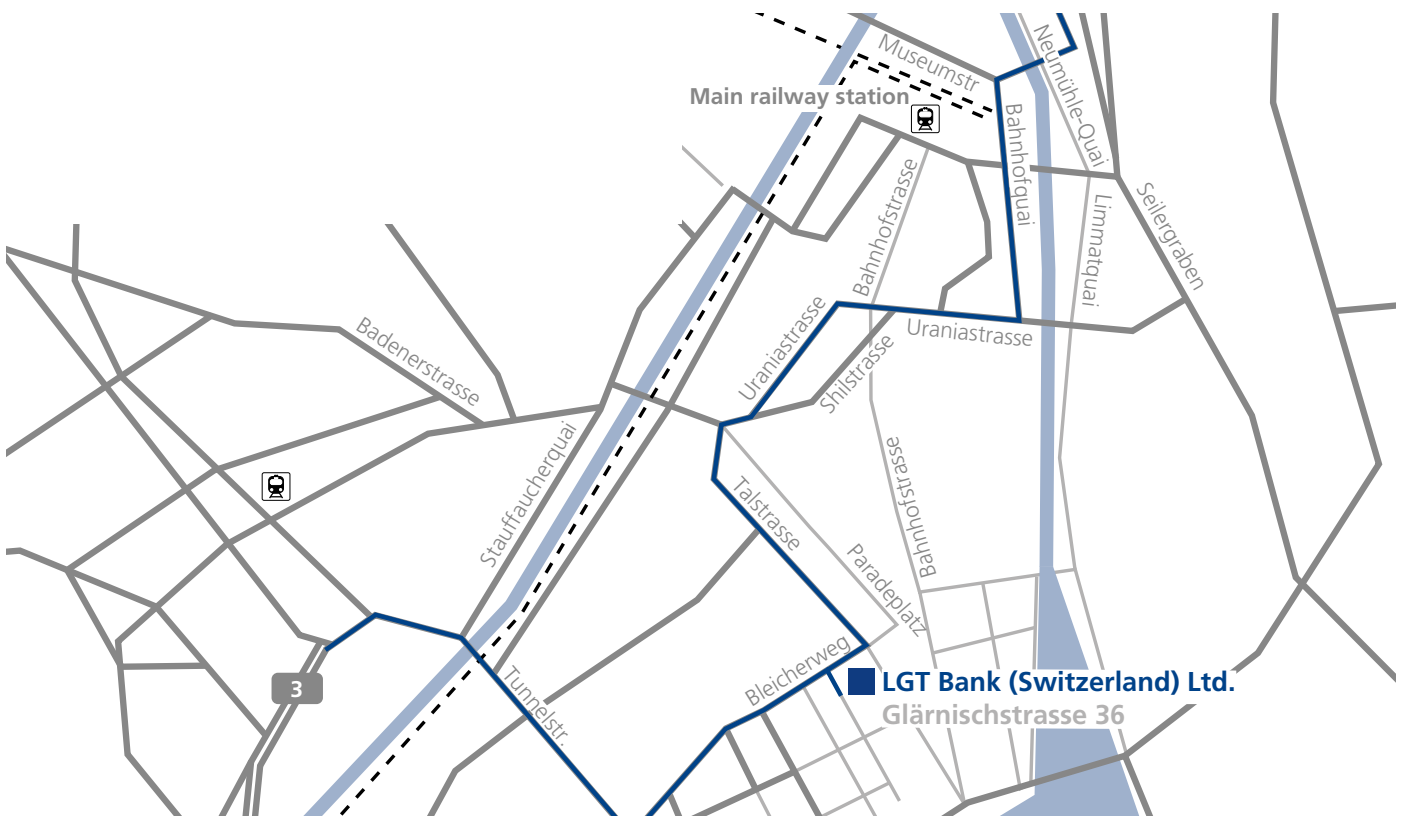
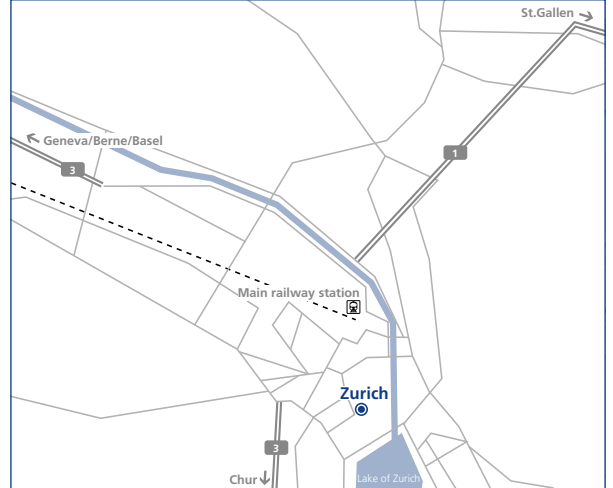
- Take the A3 motorway until the end, where it leads into Manessestrasse
- Take the right-hand lane, which leads into Tunnelstrasse
- At the end of the small tunnel, turn right, get into the left-hand lane and turn left into Bleicherweg
- At the next fork, bear right into Genferstrasse, get into the left-hand lane and turn left into Dreikönigstrasse at the lights
- Glärnischstrasse is the fifth street on the left
- For parking, follow the signs to the "Bleicherweg" and "Hyatt" car parks

Getting there by public transport

Electronic timetable: www.sbb.ch

From the main railway station (Hauptbahnhof)

- Take the tram to Paradeplatz, then walk to Bleicherweg (150 metres). It is in the direction of Enge railway station (turn left after Schanzengraben)



LGT Bank (Switzerland) Ltd.
Glärnischstrasse 36